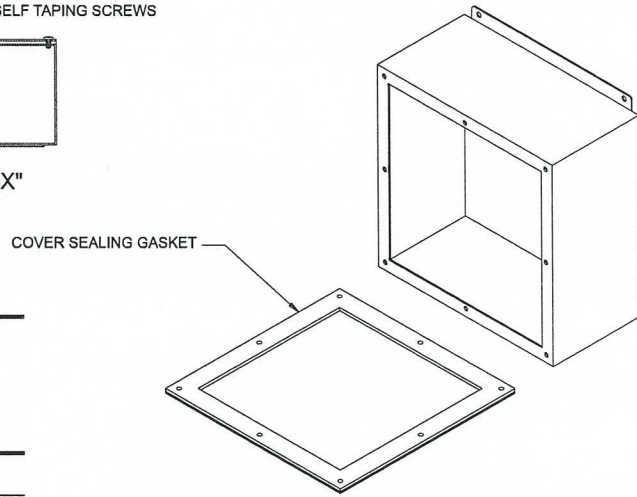
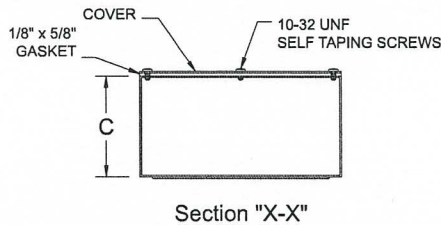
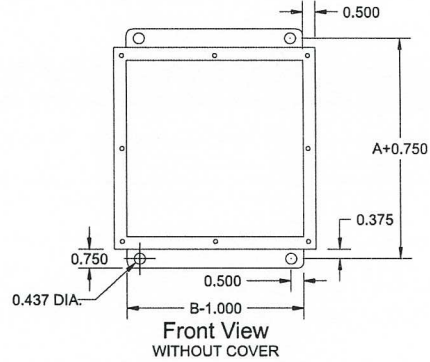
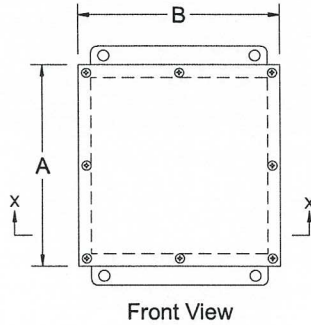




SW Series

EEMAC / NEMA 12 Screw Cover Gasketed Boxes



TECHNICAL READOUT

Catalog No.	Dimensions (box)			Weight lbs.
	A	B	C	
SW664	6	6	4	4
SW666	6	6	6	5
SW884	8	8	4	5
SW886	8	8	6	7
SW10104	10	10	4	7
SW10106	10	10	6	8
SW12124	12	12	4	9
SW12126	12	12	6	10
SW18184	18	18	4	16
SW18186	18	18	6	20
SW18188	18	18	8	24
SW242410	24	24	10	30

Application:

Type 12 gasketed enclosure generally used as a wiring box junction or pull box and terminal box in many indoor or outdoor applications.

Construction:

- 16 gauge steel
- Continuously welded and ground smooth seams
- External welded mounting feet
- ANSI / ASA 61 grey polyester textured powder coating inside out

