





SBT & SBB Series

Splitter Blocks


SBT70




SBT100




SBT200




SBT400




SBT600




SBB70




SBB100




SBB200



SBB400



SBB600



TECHNICAL READOUT

Catalog No.	Ampacity Main Lug	Max./Min. Wire Capacity	Ampacity Branch Lugs	Max./Min. Wire Capacity	Weight lbs.
SBT70	70	2-14	6/35	6 X (6-14)	.75
SBT100	125	1/0-14	6/70	6 X (2-14)	.75
SBT200	225	300*-6	6/125	6 X (2/0-14)	1
SBT400	400	600*-4 or 2 X (250*-1/0)	2/125, 4/200	2 X (3/0-14) 4 X (4/0-6)	2
SBT600	600	2 X (600*-2)	2/125, 4/200	2 X (3/0-14) 4 X (4/0-14)	3

SBB (Splitter Blocks for Boxes)

SBB70	70	2-14	3/35	3 X (6-14)	0.5
SBB100	125	2/0-14	3/70	3 X (2/0-14)	.75
SBB200	225	300*-6	3/125	3 X (2/0-14)	1
SBB400	400	2 X (250*-1/0)	2/225	2 X (300*-6)	2
SBB600	600	2 X (600*-2)	2/400	2 X (600*-4)	3

* KCM

Application:

These blocks are used in our standard splitters. They can be used for tapping branch circuits off feeders. All blocks are rated 600 V.

Construction:

- Cu-Al monopiece connectors secured to noryl insulators
- Some connectors used in the standard splitter boxes are secured to an aluminum plate (Cu-Al)
- Each block includes a main lug and branch lugs

On special Order:

- Copper connectors (Cu)
- Copper bars (Cu)

Standards:

- CSA certified 150359

