



B...LDUS Series

EEMAC / NEMA 1 Screw On Cover Wiring Trough

TECHNICAL READOUT

Description	Catalog No. 4 x 4	Weight lbs.	Catalog No. 6 x 6	Weight lbs.	Catalog No. 8 x 8	Weight lbs.
12" wireway section	B41LDUS	4	B61LDUS	5	B81LDUS	8
24" wireway section	B42LDUS	7	B62LDUS	10	B82LDUS	17
36" wireway section	B43LDUS	12	B63LDUS	15	B83LDUS	26
48" wireway section	B44LDUS	14	B64LDUS	20	B84LDUS	35
60" wireway section	B45LDUS	18	B65LDUS	26	B85LDUS	43

ACCESSORIES

Closing plate	B4CPUS	0,5	B6CPUS	1	B8CPUS	2
Joiner	B4JUS	0.5	B6JUS	0.75	B8JUS	1.5
90* elbow	B490US	2	B690US	4	B890US	6
45* elbow	B445US	1.5	B645US	2.5	B845US	5
Tee fitting	B4TUS	2.5	B6TUS	4	B8TUS	8.5
Hanger	B4HUS	0.5	B6HUS	0.75	B8HUS	1
Cross fitting	B4CFUS	2.25	B6CFUS	4	B8CFUS	7
Adaptor	B4ADUS	1	B6ADUS	1.5	B8ADUS	2

TECHNICAL READOUT

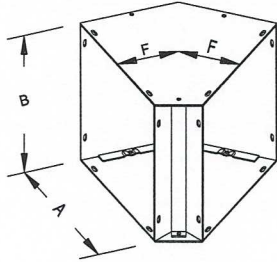
Description	Catalog No. 10 x 10	Weight lbs.	Catalog No. 12 x 12	Weight lbs.
12" wireway section	B10101LDUS	8	B12121LDUS	9
24" wireway section	B10102LDUS	17	B12122LDUS	19
36" wireway section	B10103LDUS	25	B12123LDUS	29
48" wireway section	B10104LDUS	34	B12124LDUS	40
60" wireway section	B10105LDUS	43	B12125LDUS	51

ACCESSORIES

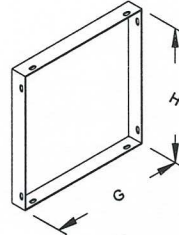
Closing plate	B1010CPUS	2	B1212CPUS	3
Joiner	B1010JUS	1	B1212JUS	3
90* elbow	B101090US	8	B121290US	10
45* elbow	B101045US	6	B121245US	8
Tee fitting	B1010TUS	4	B1212TUS	5
Hanger	B1010HUS	1	B1212HUS	1
Cross fitting	B1010CFUS	4	B1212CFUS	5
Adaptor	B1010ADUS	2.5	B1212ADUS	3



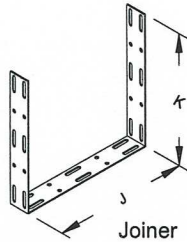
BEL **B...LDUS Series**



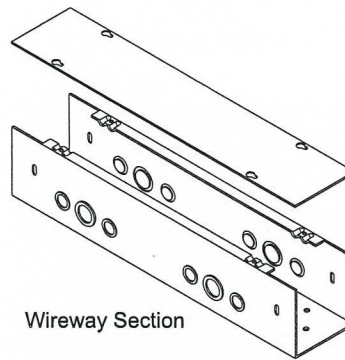
45° Elbow



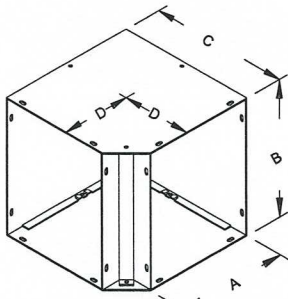
Closing Plate



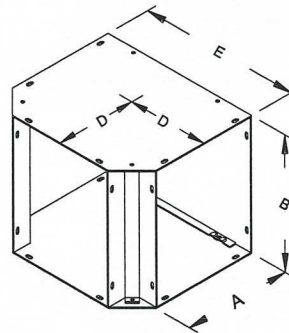
Joiner



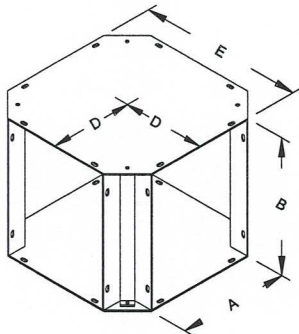
Wireway Section



90° Elbow



Tee



Cross

Application:

Type 1 wireway, designed to protect electrical wiring.

Construction:

- Fabricated from 16 and 14 gauge steel
- ANSI / ASA 61 grey polyester textured powder coating inside out

Standards:

- UL listed E109310

